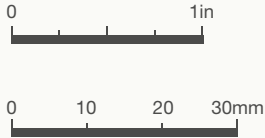




MOISSANITE CO.

Full Inventory Size Comparison Chart

Confirm Printed Paper Size



1. Ring measurements are very precise. Carefully follow these instructions to obtain an accurate measurement.

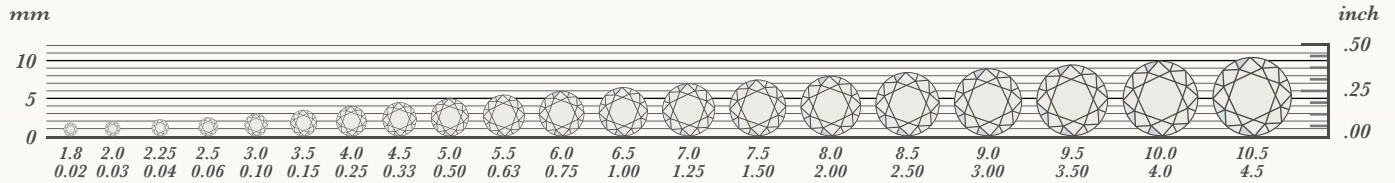
2. Prior to printing, ensure that Page Scaling is set to "None" on your print dialog box. (To open the print dialog box, press CTRL+P)

3. Measure the bar on the left. It must be exactly 1 inch or 30 mm long. Alternately, place a quarter where indicated. The quarter should fit completely over the image so that all lines are covered, without the quarter hanging over any edges.

round



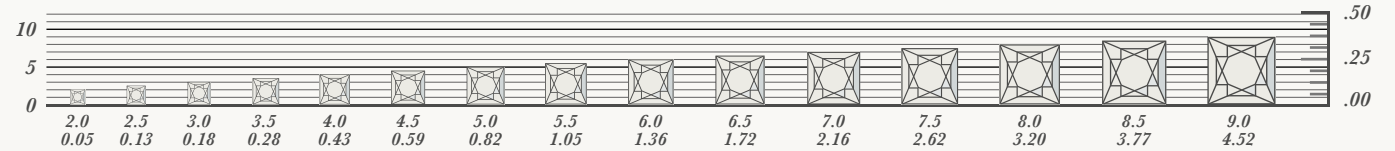
mm:
carat:



square



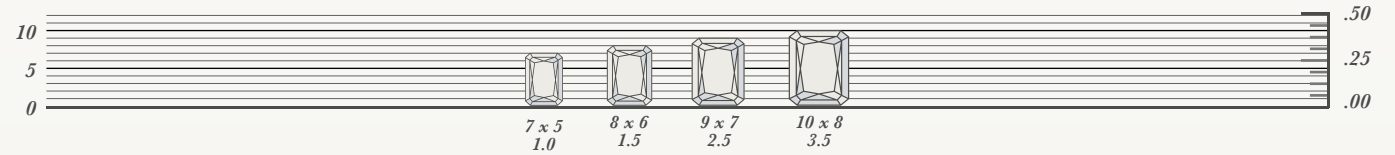
mm:
carat:



radiant



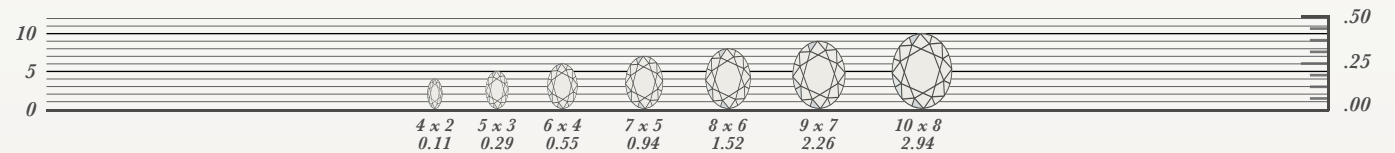
mm:
carat:



oval



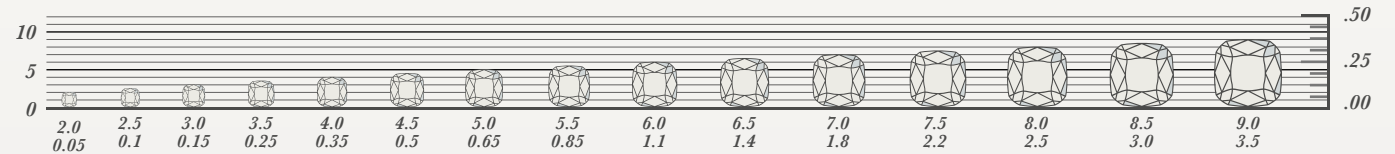
mm:
carat:



cushion



mm:
carat:



heart



mm:
carat:

